


Congratulations on your purchase of a Genuine Columbia Machine vibrator shaft assembly. Please follow the installation instructions along with the following suggested inspection points. During the inspection process if any of these components are determined damaged or worn-out we strongly recommend replacing them. Using damaged or worn-out components will certainly shorten the life of the vibrator bearings causing premature failure this could also affect any warranty claim.

**DIE SUPPORT SURFACE,
NUTS, PARALLEL BARS,
SPACERS, WASHERS.**




INSPECT ITEMS BELOW


Die Supports, Parallel Bars (Springs), Shaker Shafts, Shaker Shaft Hold Down Collars, Mounting Brackets for Parallel Bars (On Feed Box Side), 6 Large Nuts, Locking Washer, Spacer Washer, Mold Mounting Brackets, along with Mold Box condition and Alignment, Pulleys, belt, counter weights.

If you need further assistance please contact Columbia Machine Service Department

(360) 694-1501 or (800) 628-4065 within the USA



PARALLEL BAR MOUNT



HOLD DOWN COLLAR GAP



**PULLEY, COUPLINGS,
COUNTER WEIGHTS**

